







<p><u>Research it!</u> Find out facts about castle life.</p> 	<p><u>Rule maker!</u> Imagine you were King or Queen for the day. What 5 new rules would you make?</p>	<p><u>Solve it!</u> There were twenty houses in the street. How many had odd numbers and how many were even numbers? What if the street had thirty houses?</p>	<p><u>Research It!</u> Newsflash Dragons are real! What can you find out about dragons? (google can help)</p> 
<p><u>Make it!</u> Make a 3D castle. Can you make a moving drawbridge? Bring in a photograph of your model</p> 	<p><u>Investigate it!</u> What did people in castles wear? Draw a picture and label</p> 	<p>Year 1 Spring 2 Home Learning Each week choose one of the activities to complete at home. Return your home learning books by the following Wednesday so that we can mark them and send them out again on a Friday. We look forward to seeing and <u>learning</u> from your fantastic home learning!</p>	<p><u>Be a castle detective!</u> Look at pictures of castles in books or with an adult on the internet. Write a list of the similarities and differences. Do they all have a moat?</p> 
<p><u>Read it! (Every week)</u> Our reading focus for this half term is ... PREDICTION Look at the cover, or the blurb what do you think the book is about? Ask your child what they think might happen, probe further what makes you think this? What did they say that indicates something is going to happen?</p>	<p><u>Solve it!</u> Always, sometimes, never Shapes and any amount can be halved and quartered equally. Prove it!</p>	<p><u>Investigate it!</u> Make a list of the objects in your house that would not have been in a castle.</p> 	<p><u>Enjoy it!</u> Visit the library and choose your favourite fairy tale or nonfiction book about castle life. When you have read it, write in your homelearning book your favourite bit and design a new cover for the book.</p> 